

Focus on Public Seating

# Product Recommendation

Serena Group srl

# 2.1 PRODUCT PICTURES

Model : SJ8\_\_



# 2.2 MATERIAL DESCRIPTION

Model : SJ8\_\_

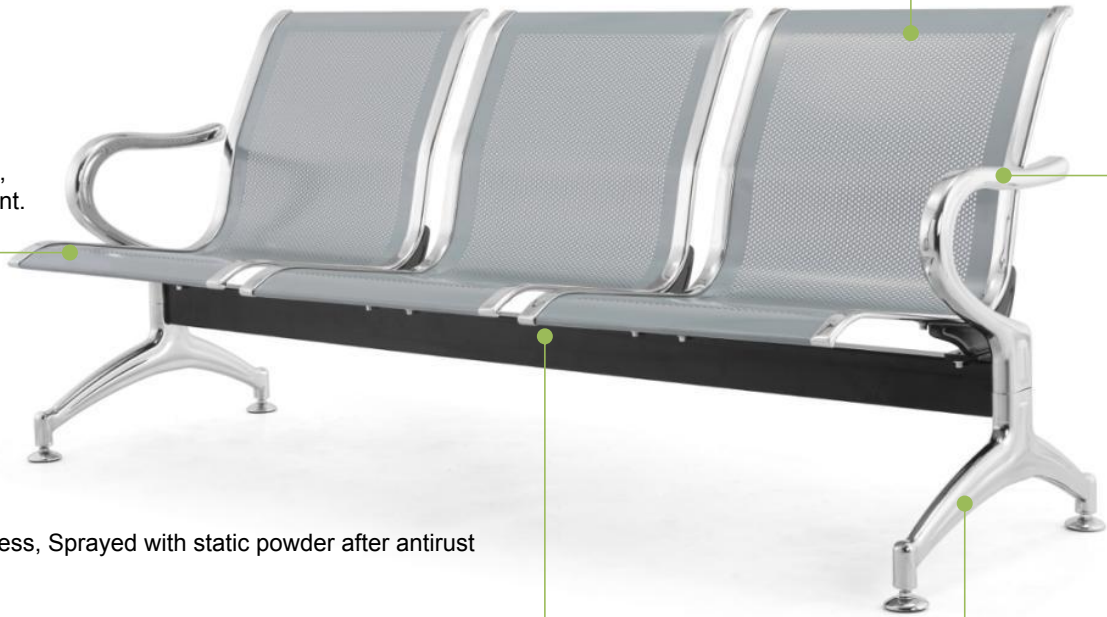
**Seat** : 1.5MM cold-rolled seat & back steel plate, Sprayed with static powder after antirust treatment.

**Back** : 1.5MM cold-rolled seat & back steel plate, Sprayed with static powder after antirust treatment.

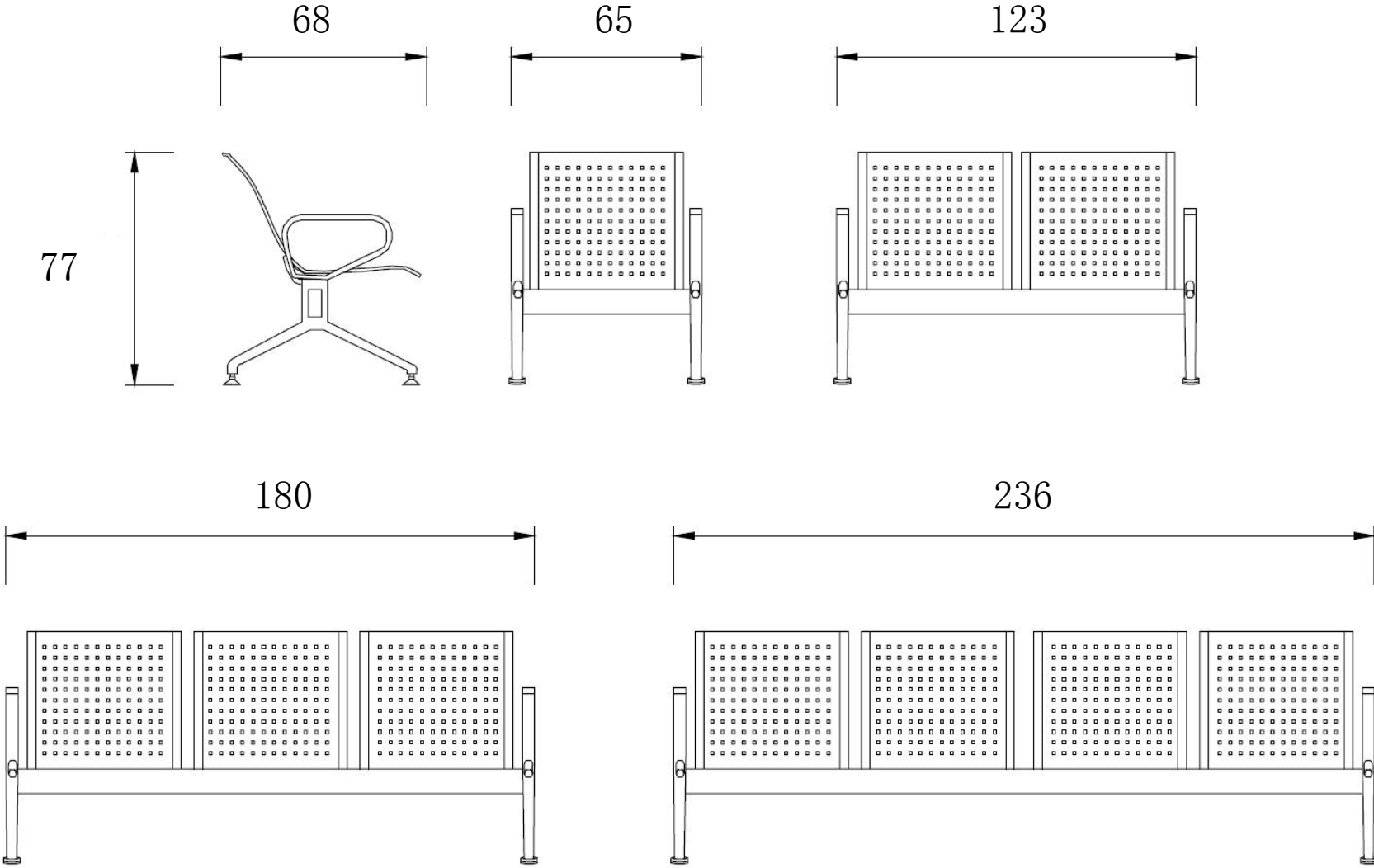
**Armrest** : chrome plate.

**Beam**: 1.5MM thickness, Sprayed with static powder after antirust treatment.

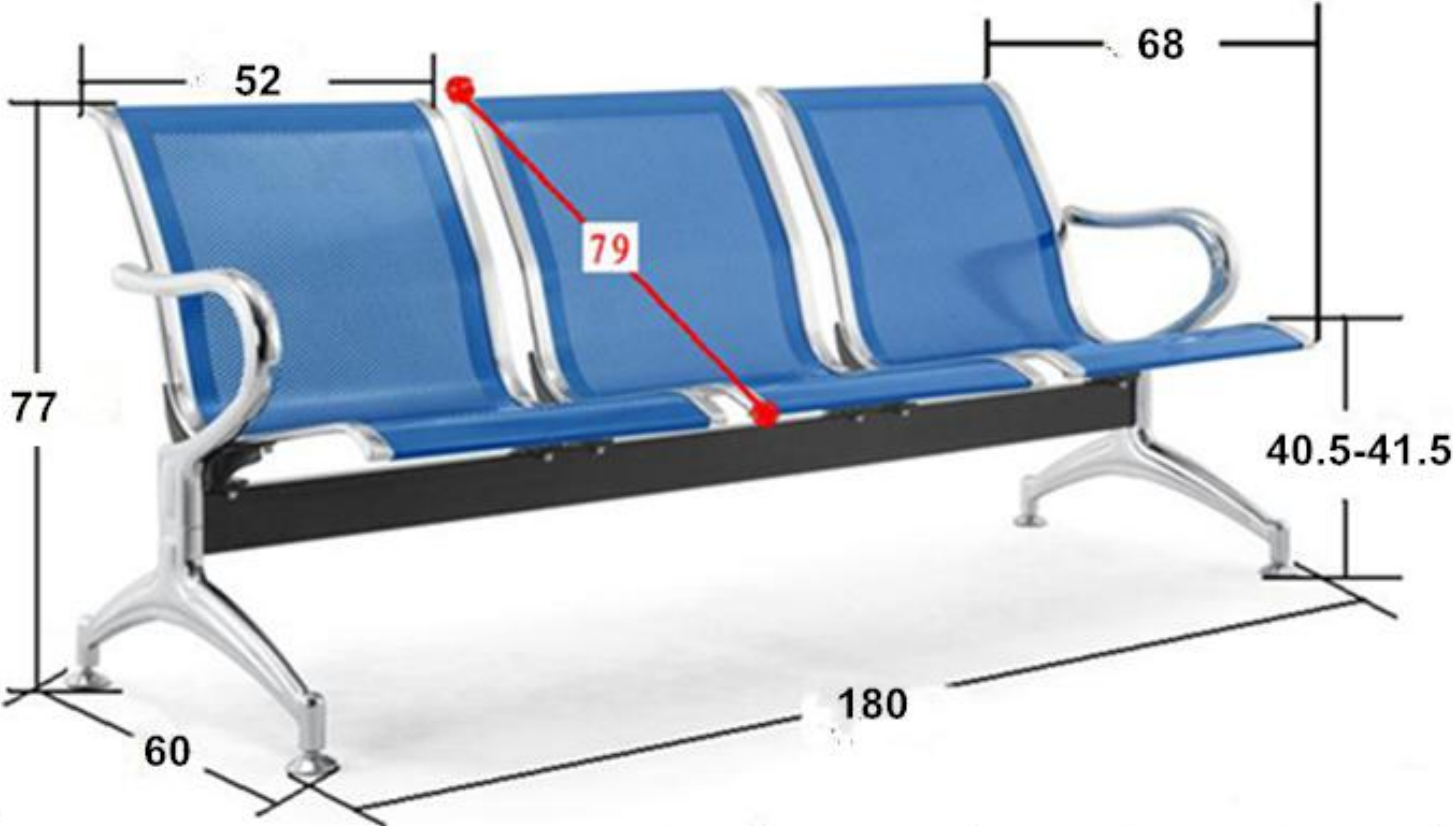
**Feet** : chrome plate.



# 2.3 PRODUCT SIZE



# 2.3 PRODUCT SIZE



# 2.4 INSTALLATION DIAGRAM

**Step 1**

Seral number	Parts name	Quantity
1	Armrest	2
2	Beam	1
3	Leg	2
4	M8×95	4
5	Adjusts the foot	4
6	Back	3
7	Support	6
8	M8×8	24
9	M8*16Screw	12
10	M6Hexagonal screw tap	1
11	Cannula	1
12	Meson	4

---

**Step 2**

**Step 3**

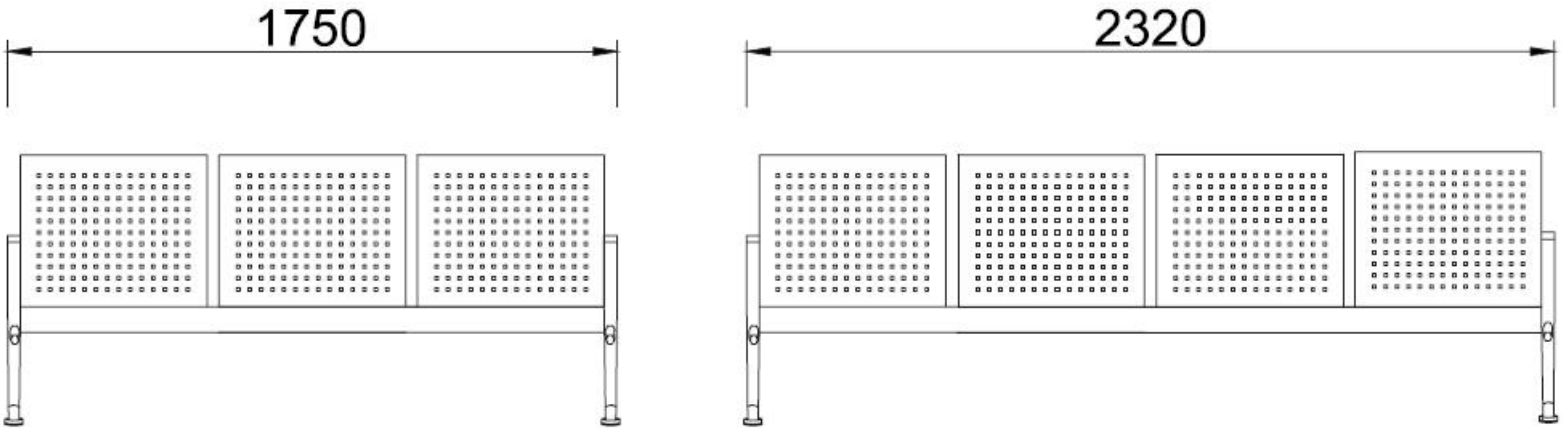
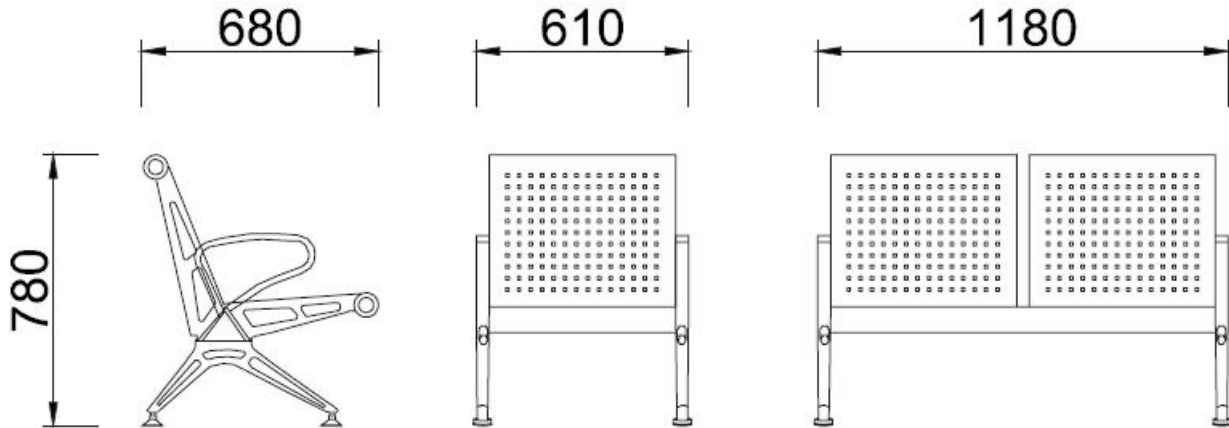
**MODEL NO:3SEATER**

# 2.1 PRODUCT PICTURES

Model : SJ7670



# 2.3 PRODUCT SIZE





# 2.4 INSTALLATION DIAGRAM

**1**

**2**

**3**

**4**

**5**

Seral Number	Photo	Detail	Size	Qty
①		Screw	∅8 X 16	14
②		Screw	∅10 X 25	12
③		Adjustable Leg	∅60*50	4
④		Cover	15*90*124	2
⑤		Arm	48*310*362	2
⑥		Leg	40.6*248*591	2
⑦		Connector	8 X 8	6
⑧		Seat	15*102*457	3
⑨		Back	15*122*505	3
⑩		Bean	92*167*1640	1
⑪		M6 Hexahown screw	6mm*6mm	1
⑫		M6 Hexahown screw	8mm*8mm	1
⑬		Cannula	∅ 12mm*120mm	1