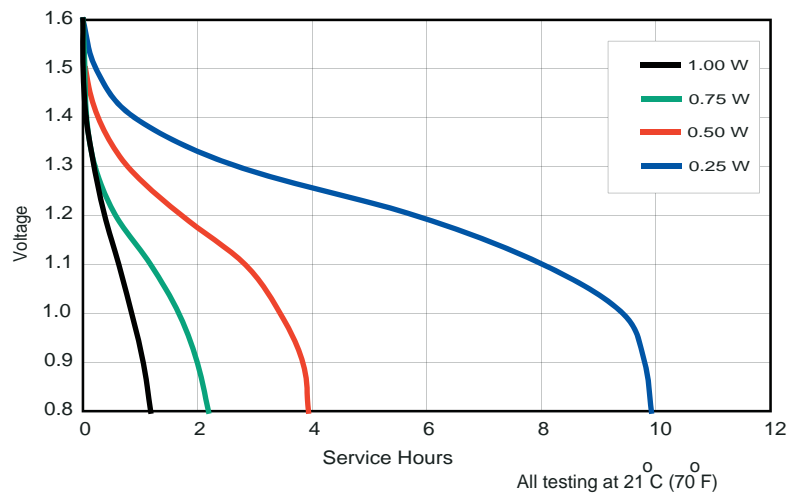


Nominal Voltage:	1.5 V
Operating Voltage	1.6 - 0.75V
Impedance:	81 m-ohm @ 1kHz
Typical Weight:	24 gm (0.8 oz.)
Typical Volume:	8.4 cm ³ (0.5 in. ³)
Terminals:	Flat
Storage Temperature Range:	-20 ^o C to 35 ^o C
Operating Temperature Range:	-20 ^o C to 54 ^o C (-4 ^o F to 130 ^o F)
ANSI:	15A
IEC:	LR6

TYPICAL DISCHARGE CHARACTERISTICS AT VARIOUS POWER DRAINS



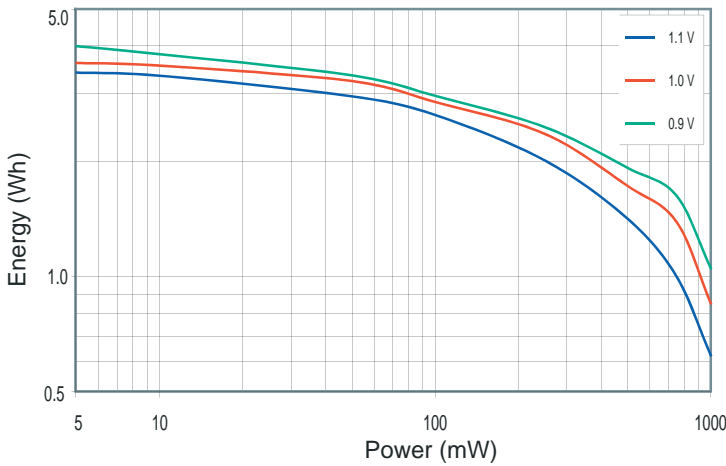
DURACELL[®]

BATTERIES

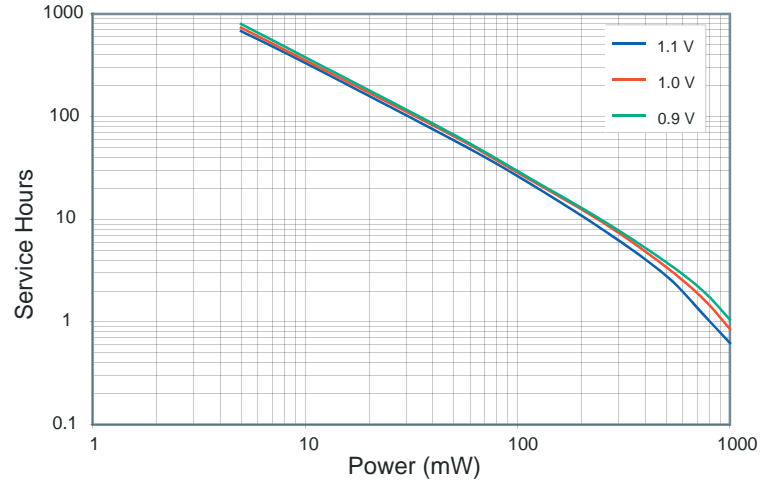
Berkshire Corporate Park
Bethel, CT 06801 U.S.A.
Telephone: Toll-free 1-800-544-5454
Internet: www.duracell.com

* Delivered capacity is dependent on the applied load, operating temperature and cut-off voltage. Please refer to the charts and discharge data shown for examples of the energy / service life that the battery will provide for various load conditions.

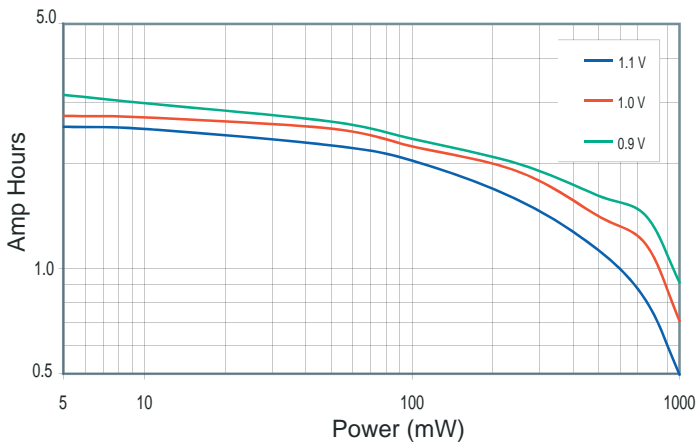
TYPICAL DELIVERED ENERGY VS POWER DRAIN



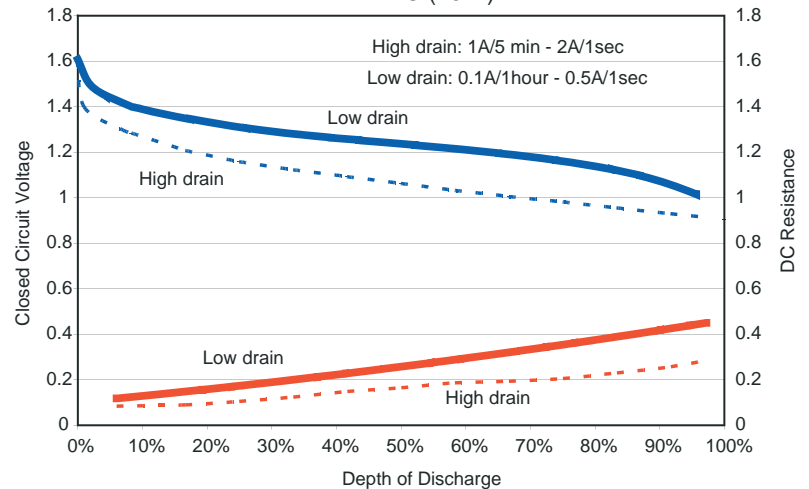
TYPICAL SERVICE HOURS VS POWER DRAIN



TYPICAL DELIVERED CAPACITY VS POWER DRAIN



TYPICAL DC RESISTANCE CHARACTERISTICS
AT 21°C (70°F)



All testing at 21°C (70°F)

DURACELL®
BATTERIES

Berkshire Corporate Park
Bethel, CT 06801 U.S.A.
Telephone: Toll-free 1-800-544-5454
Internet: www.duracell.com

* Delivered capacity is dependent on the applied load, operating temperature and cut-off voltage. Please refer to the charts and discharge data shown for examples of the energy / service life that the battery will provide for various load conditions.